



Advancing Health Equity Through Local Assessment

Livingood WC, Filipowicz R, Coughlin S, Fields-Johnson D, Lawther T, Griggs C.

DCHD Institute for Health, Policy & Evaluation Research &
University of FL Health Science Center / Jacksonville FL



Socio Economic Disparity = Disproportionate Disease Burden

PBS Series Unnatural Causes

Local Health Department support

- NACCHO 100 local health departments
- Recruited and Mobilized Community partners
- Televised Town Meeting
- LHD employees as Community Ambassadors
- Complimentary Place Matters Study/Report
- Press conference to release Study Report

Local Health Department Study

Health: Place Matters

Purpose of Study
People's health is addressed by where they live. Where we live is made up of our physical, social and cultural factors. The extent of these factors by health zone can be seen with almost every health issue that we encounter here. This report focuses on how the place where we live is so important to our health.

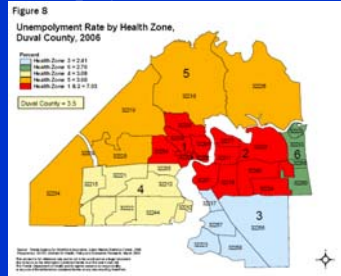
Physical environment can be safe and healthy. In fact, many of the health benefits that we take for granted in our society are related to improvements in the physical environment that occurred in the last 150 years. But many of the improvements in physical health are not shared by all parts of our community. Clearly, some neighborhoods are less safe than others. Some neighborhoods are more exposed to toxins than others. And other neighborhoods do not enjoy the environmental advantages associated with modern technology.

Social and cultural factors such as stress, low economic status, and limited access to health care, can play a significant part in health outcomes. These factors interact with the physical environment that occurred in the last 150 years.

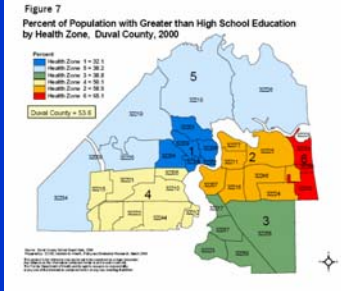
Figure 1: Poverty and Infant Mortality by Health Zone, Duval County, 2006

Health Zone	Infant Mortality Rate per 100,000	Poverty Rate (%)
Health Zone 1	10.8	11.8
Health Zone 2	11.8	12.8
Health Zone 3	12.8	13.8
Health Zone 4	13.8	14.8
Health Zone 5	14.8	15.8
Health Zone 6	15.8	16.8

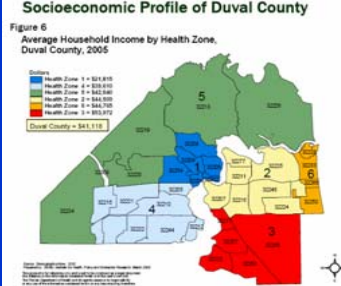
Unemployment



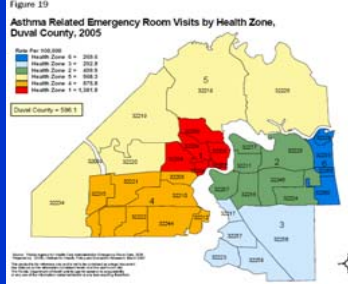
Poor Education



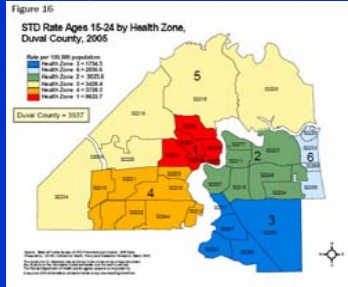
Poverty



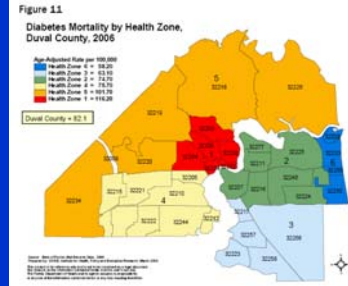
Asthma Emergencies



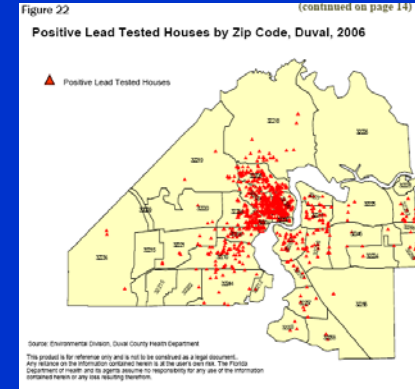
Sexually Transmitted Infection



Diabetes Mortality



Lead in Houses



Disproportionate Impact

Minority distribution

