



# Beyond Mortality

Rebecca T. Filipowicz, MPH, MS, CHES, William Livingood, Ph.D.,  
Elena Reuter, MPH, Morris Jackson, MPA  
Institute for Health, Policy and Evaluation Research, Duval County Health Department



## Background

- Local Health Departments are challenged to provide the core public health functions and essential public health services, many of which are highly dependent on assessment related functions and services.
- Strong assessment capacity is critical for local health departments to carry out their primary roles of monitoring the community's health status, identifying and diagnosing community health problems and hazards, as well as informing and educating the community about the findings.
- While there is increasing support for local health agencies to utilize vital statistics records, such as birth and death certificate information, other sources of health data are increasingly available and the use of these data can substantially enhance the assessment capacity.
- The use of these data help document problems such as high rates of ambulatory sensitive conditions (ACSCs) which in turn help the community allocate resources and access additional resources to address major health problems.

## Methodology

- Inpatient and Emergency Room (ER) data was abstracted from the Florida Agency for Health Care Administration by The Center for Health Statistics, at the Institute for Health, Policy and Evaluation Research, Duval County Health Department
- All major hospitals in Duval County were included in analysis
- ACSC classification codes were obtained from the Agency for Healthcare Research and Quality (AHRQ)
- Data were presented using graphs for group comparisons and maps to illustrate themes among various geographical locations
- Data is disseminated via mail, email, and media outlets through creation of a data report and professional presentations
- Illustrations of how Duval County uses these data combined with other data to address emerging local health issues such as violence, asthma, and access care are presented

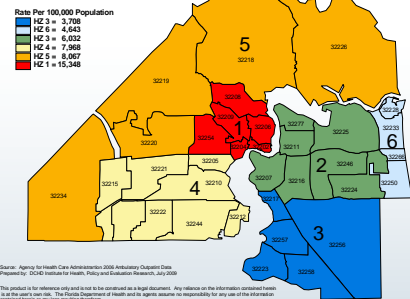
## Assessment

- Bi-monthly data reports on a variety of health issues.
- Created by appointed advisory team consisting of community leaders.
- Reports provide an overall assessment of relevant health indicators
- Some data include: vital statistics, census bureau, and in-patient hospital and emergency room files.

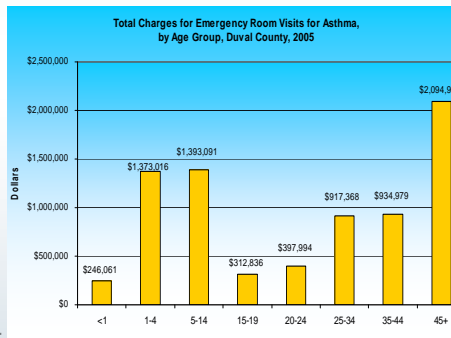
## Presentation of Data

Ambulatory Care Sensitive Conditions (ACSCs)

Ambulatory Care Sensitive Condition (ACSC) Emergency Room Rate by Health Zone, Duval County, 2006

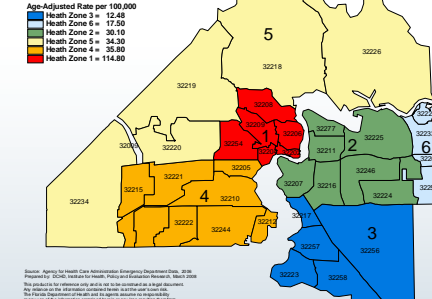


Age Distribution



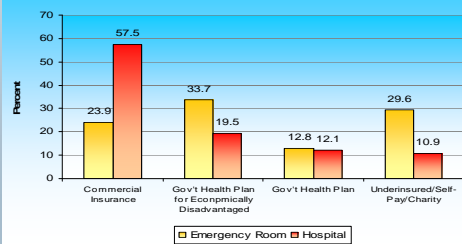
Geographical Disparities

Emergency Room Visits - Uncontrolled Diabetes by Health Zone, Duval County, 2005



Cost to Community

ACSC Emergency Room and Hospital Visits by Type of Reimbursement, Duval 2006



Benchmark Comparisons

## Diabetes: Hospitalization and Emergency Room Report Card

Indicator	Duval County	Hillsborough County	Orange County	Florida
Diabetes Hospitalizations (Age-Adjusted Rate Per 100,000)	228.4	183.2	198.6	162.7
Diabetes Emergency Room Visits (Age-Adjusted Rate Per 100,000)	174.0	135.9	148.2	130.6
Diabetes-related Hospitalizations (Age-Adjusted Rate Per 100,000)	174.0	2084.2	2613.8	1920.0
Diabetes-related Emergency Room Visits (Age-Adjusted Rate Per 100,000)	1666.4	1310.9	1548.9	1283.5

## Dissemination

- Data reports mailed and emailed to a community list of individuals and organizations.
- Report dissemination results in press releases and media events.
- Media events, such as press conferences, are done in conjunction with key stakeholders

## Press Release



## Press Coverage, Follow Up Stories, and Editorials

- Newspaper Articles
- Radio Interviews
- Television Interviews
- Media Web Page Stories

